LinkedIn

Unlocking AI Search Visibility:

The B2B Marketer's Guide to LinkedIn



Quick summary:

B2B discovery has moved. Your buyers now build shortlists inside AI models like ChatGPT, Gemini, Copilot and Perplexity, often before they ever reach your site. To win visibility in AI search, LinkedIn is your strongest lever. Here's why, and what to do about it:

LinkedIn leads the pack. It's the #1 most-cited domain for professional queries in AI search, giving your expertise more weight where discovery now begins.

(**Source:** Profound, 2026)

Structure your content for extraction. Use clear headers, answer blocks, and question-based subheadings so AI models can easily pull and cite your insights.

Lead with a point of view only you could write. Structure matters, but it's not enough on its own. The content that earns citations has one thing in common: a distinct perspective that can't be replicated.

Build credibility signals. Activate executives, employees, and third-party sources to reinforce the same themes across your ecosystem.

Coordinate across teams. A cross-functional content strategy sends consistent, reinforcing signals AI rewards.

Measure what actually matters now. Traditional SEO rankings and click-through rates don't capture AI visibility. Track citations, share of voice, and sentiment using specialized AI search measurement tools.

The discovery process has changed.

For most B2B buyers, discovery has shifted from websites to AI models, though traditional search engines still play a role.

Buyers are actively asking questions and receiving synthesized answers, as well as scrolling through search engine results pages. As buyers rely more on AI for discovery, brands that don't appear in those initial AI responses or search results miss the chance to influence purchasing decisions.

Marketers need a new playbook to adapt to this shift. Traditional search engine optimization (SEO) tactics rely heavily on keywords and backlinks to drive website traffic. AI search optimization (AEO) demands a different approach built on consistent thought leadership, genuine expertise, and well-structured content that makes it easy for large language models (LLMs), also known as AI models, to extract and cite your insights.



This guide outlines the strategic roadmap for B2B brands to adapt to this new environment. You'll learn how to optimize your LinkedIn presence, structure your content for AI extractability, and measure your success using new visibility frameworks.

Table of contents

Chapter 1: The new era of AI discovery 5

Chapter 2: Building AI-ready content systems 11
- Build a cross-functional task force 11
- Building your content strategy 12
- Your AI-ready content system checklist 15

Chapter 3: Leveraging LinkedIn for visibility: optimizing articles and short-form posts 16
- Articles and posts optimization checklist 23

Chapter 4: Measurement for the AI era 27
- Tools and workflow 28
- Strategic Insights on LinkedIn 33
- Your checklist for measuring AI search 34

Chapter 1

The new era of AI discovery

AI is shifting where buying decisions happen. Buyers are getting shortlists from AI before you even know they are in the market.

From search to synthesis: the AI ecosystem

AI tools are now a standard part of the research process.

94%

of B2B buyers now use generative AI for research. This behavioral shift has immediate consequences for traditional web traffic.

*(**Source:** 6sense, 2025)*

50%

Gartner predicts that **traditional search volume will drop by 50% by 2028.**

*(**Source:** Gartner, 2023)*

60%

LinkedIn's own marketing websites have seen non-branded search traffic decline by up to 60%.

*(**Source:** Internal LinkedIn Data, 2026)*

The impact isn't limited to traffic alone. According to eMarketer, AI "is speeding up B2B buying during the early research stage, but with less direct vendor contact". If B2B marketers don't improve their brand materials, products, and solutions, and the experience they offer buyers, they'll lose out to competitors during the decision-making process. The average B2B buying cycle compressed from 11.3 months in 2024 to 10.1 months in 2025, driven by faster AI-enabled research, not less of it.

*(**Source:** 6sense, 2025)*

This shift also changes how brands build visibility:

> "The shift to AI search ushers in an era where reputation can be more intentionally built, not just bought. Discoverability is no longer dominated by SEO or ad spend, but by the credibility signals a brand projects, like expert opinion, third-party media coverage, and authentic social commentary."



Mimi Turner
Head of Marketplace Innovation
LinkedIn

The C-suite mandate: win in AI search

Visibility in this new era is a business imperative, and the C-suite is already paying attention.

According to Forrester, AI search is a top priority for 90% of B2B marketing leaders. This pressure is trickling down to marketing teams; an eMarketer study found that 88% of VP/CMO-level leaders are asking about AI visibility.

But are marketers ready?

According to eMarketer, only:

34% **of B2B tech marketers** feel prepared to execute a strategy, and

51% cite limited internal AEO knowledge of a key barrier.

Brand must show up where their buyers are looking, but a significant knowledge gap stands in the way.

AI and new buying dynamics: the rise of buyability

For a brand to be buyable, it must build collective confidence with everyone involved in the decision.

Buyability is a marketing and sales strategy that aligns with the needs of B2B buying groups: Become the safe choice to buy by making your offering discoverable, credible and winnable.

Purchasing decisions in B2B marketing now require committee approval. According to Forrester's 2026 State Of Business Buying report, the average B2B buying group has 13 stakeholders and 9 external influencers. This group size often doubles when AI is involved in the purchase process. AI acts as a research tool, learning from the content and signals available online. Your brand's credibility signals are what will ultimately convince both AI and the buying group that you're the right choice.

But here's what most brands miss: buying decisions aren't purely rational. They're emotional. LinkedIn + Bain research shows that 34% of enterprise B2B buyers rank "could defend the decision if it went wrong" as their number one emotional job to be done. Self-protection outranks price, features, and fit. Buyers don't just want the best option, they want the safe one.

Relational attributes also beat rational ones by 3x. "Easy to work with" and "cares about our success" carry more weight than product specs and ROI claims when a group makes its final call.

Being "buyable" means reaching an emotional threshold, not a rational one. Without it, buyers don't buy, and marketing doesn't drive revenue. Emotion doesn't exist in a vacuum, it's built on trust. And trust is built on credibility. The 2025 B2B Marketing Benchmark Report by LinkedIn and Ipsos found that 94% of B2B marketers argue that building trust is the ultimate key to driving revenue and achieving long-term growth.

The takeaway:

Building consensus has never been more crucial. When buyers feel emotionally safe, they look for credibility signals to confirm that feeling. Your brand's credibility signals are what convince AI, and the buying group, that they're making the right call.

Credibility is multi-channel and interdependent

Creators scale it: 84% of consumers trust brands more when creators demonstrate and review products than through traditional ads.

*(**Source:** Net Influencer, 2025)*

Additionally, 4 in 5 B2B marketers say creators help reach niche or hard-to-access communities.

*(**Source:** LinkedIn x CMB, 2025)*

Customer advocates validate it, as customer advocacy is four times more influential than product claims.

*(**Source:** Bain & Company, 2025)*

Employees humanize it. LinkedIn saw a six-fold engagement lift when employees activated as creators.

*(**Source:** LinkedIn's The Ultimate Guide to Working with B2B Creators, June 2025)*

Brand sets the point of view everything else builds from, with 95% of hidden buyers say compelling thought leadership makes them more open to sales and marketing outreach.

*(**Source:** LinkedIn x Edelman, 2025)*

The Credibility Stack

Trust compounds when these voices reinforce each other

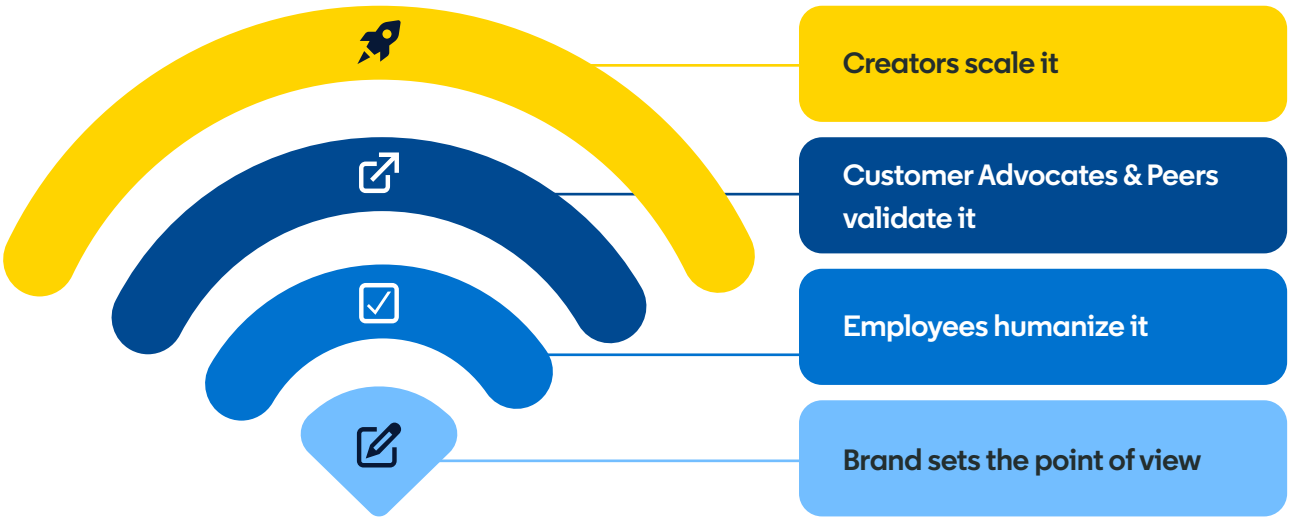

Full-funnel focus: balancing brand and demand

Smart marketers aren't choosing between brand and demand, they're investing in both. Forrester recommends auditing your current content and digital spend to uncover opportunities across the full funnel, from improving AI search visibility by breaking your content into smaller chunks, adding appropriate structured code to your site, and ensuring that the people behind your brand — executives, authors, and subject matter experts — have a strong, credible online presence. This extends to driving renewals and upsell opportunities through product-led growth strategies that draw on user behavior data and in-app engagement. Companies like Twilio demonstrate what's possible when brand and demand work together, using brand investment to amplify, not replace, their demand efforts.

This balance shows up in three critical areas.

#1 **Content as a core data asset:** Content marketers are increasing their investment here, with 86% reporting increased budgets in 2026.
*(**Source:** Conductor, 2026)*

#2 **High-signal formats:** Original research addressing common customer questions, and long-form videos with clear titles and descriptions, are gaining traction because they're easier for LLMs to parse and surface.

#3 **Third-party validation:** Platforms like Clutch, G2, and Trustpilot reinforce credibility by surfacing authentic opinions from real customers.
*(**Source:** Digiday, 2026)*

"AI models are our customers now and our brand needs to show up where they look for answers. When you build for brand authority and engagement, creating demand isn't an accident."



Vanessa Thompson
Vice President of Revenue and Growth Marketing
Twilio

Content investment feeds AI discoverability, high-signal formats strengthen brand authority, and third-party validation builds the trust that drives demand, making them complementary, not competing, priorities.



LinkedIn as a high-trust source in AI discovery

LinkedIn serves as an essential platform for brand visibility in the AI era, particularly for shaping how AI describes your brand.

LinkedIn is now the #1 most-cited domain for professional queries

(***Source:*** *Profound, 2026)*

Profound's 2026 report shows that LinkedIn is the number one most-cited domain for professional queries in AI search. That's a clear signal of how much trusted content matters early in the decision-making process.

LinkedIn is also a platform where AI search responses are more likely to preserve your original phrasing and intent. Semrush data from 2026 found that LinkedIn content scores relatively high on semantic similarity, between 0.57 and 0.60, meaning AI responses closely mirror the original message. In practical terms, when LLMs like ChatGPT or Copilot cite content from LinkedIn, they tend to quote or paraphrase you closely, preserving your words, ideas, and framing rather than diluting them.

LinkedIn elevates individual experts, and with our high site authority, you don't need a large following or a C-suite title to get cited. AI models tend to favor credible voices that demonstrate real domain expertise through clear examples, specific data, and concrete insights.

Meltwater's analysis backs this up. It found that 75% of LinkedIn citations came from individual member profiles, compared with just 25% from Company Pages. CEOs accounted for 8.2% of cited content and founders 7.5%, but job title mattered less than expertise. AI prioritizes authority signals like role, company, and consistent publishing within a niche — meaning individual contributors can earn visibility on par with executives.

Member Types: A Democratized Citation Engine

Classification of LinkedIn citations based on account type:

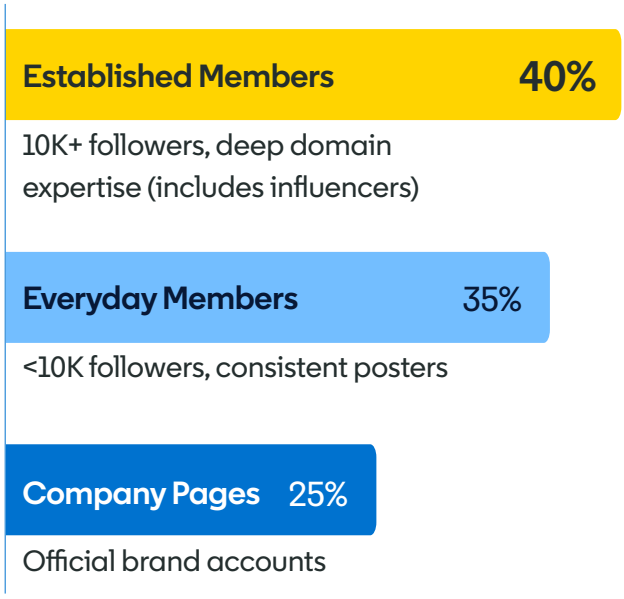

Company Pages still matter, of course. The strongest approach pairs a well-managed Page with employees who publish quality content regularly.

The takeaway:
Empower all your experts, not just senior leaders, to post consistently on the topics you want to rank against. That combination boosts visibility for both your people and your brand.

LinkedIn also shows up consistently across industries. Meltwater's 2026 research confirmed this, finding LinkedIn among the top cited domains in most major B2B categories, with **citation share growing 26% across models over just four weeks.**

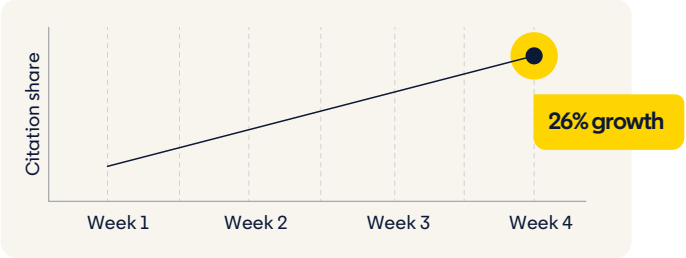

Category	Rank
AI & Data Science	#1
Marketing & Advertising	#1
Leadership & Strategy	#2
Sales & Revenue	#2
Supply Chain & Logistics	#2
Consulting & Prof Services	#2
Financial Services & Fintech	#2
HR & Talent	#3
Legal & Compliance	#3
Technology & SaaS	#3
E-commerce & Retail	#3
Real Estate	#4
Healthcare & Life Sciences	#4
Energy & Sustainability	#5



Semrush (2025) highlights a clear shift in B2B AI search behavior: LLMs are moving away from anonymous, crowd-sourced platforms like Reddit and Wikipedia, and toward high-trust sources like LinkedIn, Forbes, and Medium, where content is attributed to credible, named experts and backed by verifiable expertise.

LinkedIn has over one billion members globally, including 100 million with verified identities, employer connections, skills, endorsements, and professional peer networks. This makes it one of the most trusted platforms that LLMs draw from. Unlike anonymous platforms, LinkedIn ties content directly to real professionals with demonstrated credentials.

For both brands and individuals, this makes LinkedIn a powerful and scalable channel for establishing the kind of attributed, expert-backed authority that LLMs increasingly prioritize.

Chapter 2

Building AI-ready content systems

Build a cross-functional task force

"When AI search arrived, it forced us to stop thinking in channels and start thinking in systems. Visibility in AI isn't created by a single team. It's the result of consistent, coordinated signals across your entire content ecosystem. That's why we built a cross-functional AI Search task force aligning teams around a shared strategy for how LinkedIn shows up wherever buyers are making decisions."



Inna Meklin
Senior Director of Digital Marketing
LinkedIn



Team structure

AI visibility isn't a single team's job. It draws on signals across owned, earned, and social surfaces, which means it needs people who normally sit in different parts of the organization working from one shared strategy.

The strongest programs combine PR, content & social, and search expertise across business units into one coordinated unit. When these functions align on how the business should appear wherever buyers make decisions, you create consistent, reinforcing signals across every surface a model might draw from. When they operate in silos, your signals scatter and the corroboration that drives citations never builds.

LinkedIn took this exact approach. Our marketing team formed an AI Search Taskforce that united SEO, PR, editorial, web marketing, product marketing, product, partner marketing, social, paid media, and brand. Together, they aligned on a single strategy to accelerate content activation, correct misinformation surfacing in AI responses, and launch new content optimized for AI Search visibility.

The lesson is straightforward. **AI visibility is a team sport, and consistency across every team producing content is what amplifies your authority.**

Building your content strategy

LinkedIn is a strong signal in AI search, but it isn't the only one. AI models pull from your entire content ecosystem, weighing how consistently your expertise shows up across platforms. Your website, your profiles, and your external placements all work together to reinforce your authority. The brands that win in AI discovery treat these channels as one connected system, not separate silos.

This is where many marketers need to shift their thinking. Traditional search engines rank one "best" piece of content per query. LLMs work differently. They aggregate information across many sources, then synthesize an answer. That means a model is far more likely to cite your brand when several credible sources reinforce the same idea. One strong article isn't enough. You need a body of content that returns to the same key themes from different angles.

The solution is topic clusters. Build content plans around the subjects you want to own, then create multiple pieces supporting each theme across LinkedIn and your other owned platforms. Using consistent naming conventions, product terminology, and messaging across all your platforms helps reinforce your expertise for search engines and AI models alike.

As you create this content, replace marketing jargon with terms used by your current and potential customers. This is a proven lever from traditional SEO — to rank in Google, you need to match the exact language people are typing into search. The same principle applies to AI. Clear, direct language is easier for both people and AI models to understand, and it sends a stronger, more consistent signal.

Measurement Tip:

Build your content around 7–10 prompts per topic. These prompts should reflect what people actually search for when looking for your services or brand. You can start with traditional SEO tools to find these search terms, or use AI to help refine your list. Either way, your prompts will help guide your content creation and ensure it matches what your audience is looking for.

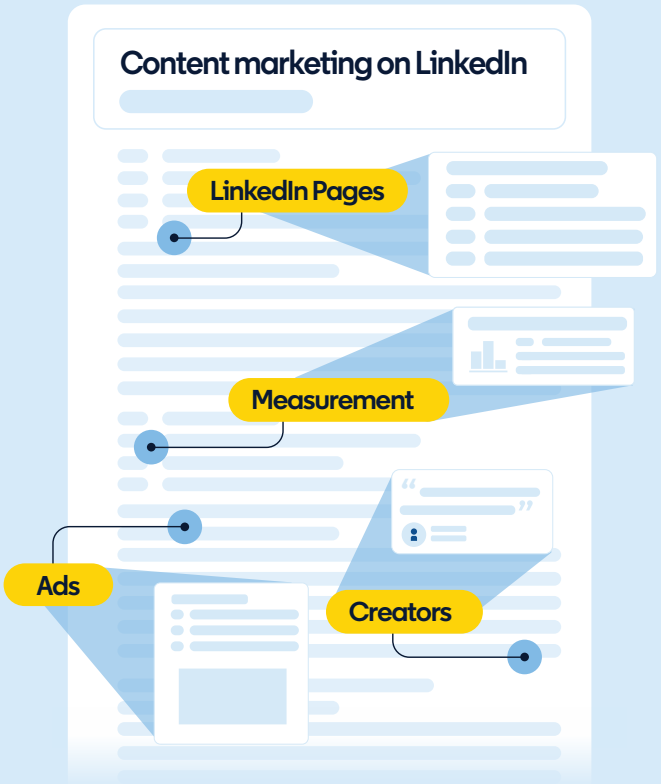

Linking these pieces together and using consistent language signals to search engines and AI that you're a credible authority on the subject.

Leveraging LinkedIn

Think of LinkedIn as an amplifier of your credibility. You have several tools to work with, and they're strongest when they work together.

- **Company Pages** establish your brand as an entity AI models can recognize and trust.
  - Two-way links between your site & Company Page establish the relationship, leveraging LinkedIn's domain authority, rated roughly 98 on both Ahrefs and Moz, to amplify your site.
  - Content allows you to speak about your company & features in more detail
    - **Posts** are short-form pieces of content you share on your feed to engage with your professional network.
    - **Articles** are long-form, stand-alone content pieces, similar to blog posts, that live directly on a member's profile or a company's Page.

      Articles can be published as one-off pieces or as part of a recurring newsletter series, which notifies subscribers of new editions. AI models do not perceive articles vs. newsletters differently, so pick what works best for your brand.

> **Insider tip:**
> Our newsletter, This Week in Marketing, reached 1.1 million subscribers in its first year and consistently ranks as one of our top-performing posts each week.

- **Exec and employee-led content from individual profiles** add a human layer, showing real experts behind the brand and building a two-way link between those experts and your company's domain.
- **Influencers** are subject matter experts who help build consistent, topic-focused audiences.

Leveraged together, these voices create a clear, repeated, credible signal around the topics you want to be known for.



Activating your people

Your content is only as visible as the voices behind it. This is why executive and employee activation matters so much.

When multiple authors contribute to your topic clusters using shared keyword themes, you create depth and variety that a single Company Page can't match. An executive sharing a point of view, a product expert explaining a concept, and a customer adding a real-world use case all reinforce the same themes from trusted, identity-verified perspectives.

Encourage your people and community to post consistently around your key topics. You're not just amplifying reach, you're building a network of credible sources that point back to the same expertise.



Securing external placements

Finally, look beyond your own channels. **Placements in external publications corroborate your expertise in a way self-published content can't.**

When a respected third-party source reflects the same themes you're building on LinkedIn, it validates your authority. AI models notice when your point of view appears consistently across trusted platforms, not just on the channels you control. Author contributed articles, shared research, and participation in interviews reinforce your core expertise.

To strengthen the connection further, share these external placements on LinkedIn, either by posting about them yourself or reposting content from the external publisher.

A strong content mix isn't about choosing one channel over another. It's about building a connected system where your LinkedIn presence, your people, and your external placements all tell the same story.

When credible sources consistently reinforce your expertise, you become the answer AI surfaces, and the brand buyers trust.



Brooke Weller
AI Search Strategist
LinkedIn

Your AI-ready content system checklist

Build your content foundation

Before you can map the topics you want to own, you need to identify them. Here are a few ways to get started:

- **Align company priorities:** Deduce down to 3-4 main themes.
- **Talk to your executives:** Ask them what they want the company to be known for.
- **Listen to your customers:** Use tools like Gong to analyze sales calls and see what buyers are asking about.
- **Do your research:** Use keyword research to understand what your audience is searching for.
- **Ask for help:** Your agency partners can provide valuable insights and support.

Once you have a clear idea of your core topics, you can start mapping them out.

- Build topic clusters around each theme.
- Create multiple content pieces from different angles.
- Strip jargon from your LinkedIn Pages and posts.
- Use clear, consistent language everywhere.

Put LinkedIn to work

- Establish your Company Page as a trusted entity.
- Post consistently around your key topics.
- Publish long-form articles on your priority themes.
- Launch a newsletter to keep subscribers engaged.
- Co-create content with credible voices and creators to expand your reach and credibility.

Activate your people

- Encourage executives to share their points of view.
- Get product experts explaining core concepts.
- Help employees post regularly on shared themes.

Reach beyond your channels

- Author contributed articles in respected publications.
- Share research and participate in expert interviews.
- Leverage LinkedIn's people search to find and connect with editors and publishers.
- Identify and partner with niche creators who align with your brand values.

Before you dive into the tactics below, keep this in mind.

This guide gives you a clear framework for structuring content, building credibility signals, and showing up consistently across LinkedIn and beyond. But following these steps won't, on its own, get you cited by LLMs. What can't be replicated is your unique point of view: the industry pattern you spotted first, the customer story that reframes a common assumption, or the hard-won lesson from a campaign that didn't go as planned.

Chapter 3

Leveraging LinkedIn for visibility: optimizing articles and short-form posts

What are LinkedIn Articles?

LinkedIn articles are long-form, stand-alone content pieces, similar to blog posts, that live directly on a member's profile or a company's Page. They give marketers and experts space to share in-depth insights, build thought leadership, and spark conversations.

Articles support richer storytelling through multimedia features like images, videos, and pull quotes. This makes the content more engaging and easier to explore. In fact, articles generate 60% of LinkedIn content citations, meaning they are one of the most referenced content formats on the platform. Because articles often appear in AI-generated answers, their structure, length, and depth matter more than ever.

Note: You can publish articles as one-off pieces or as part of a recurring newsletter series that notifies subscribers of each new edition.

Example of a top-cited article

LinkedIn for Marketing Article:
'How to Optimize LinkedIn Articles for Engagement and AI Visibility'

Why it works:
The title is clear and communicates the value of the content right away. It's also well-structured, defining key terms and using subheadings to separate ideas. It includes step-by-step instructions and a checklist at the bottom.

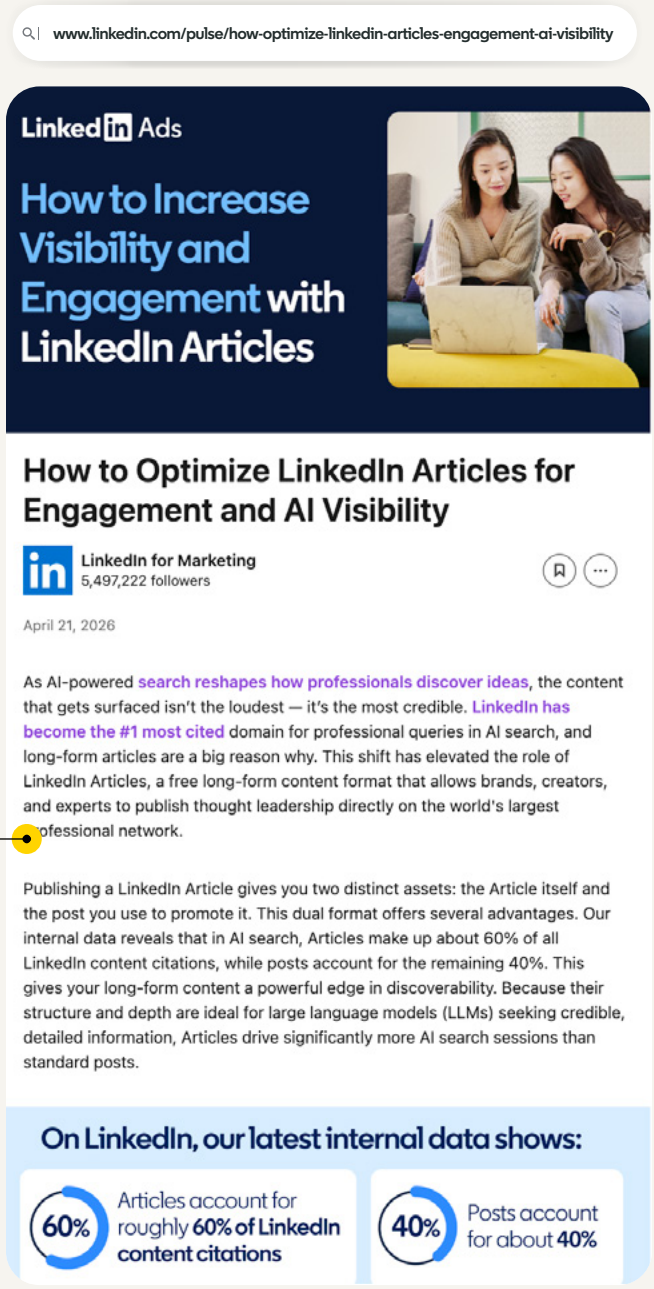

What are LinkedIn posts?

LinkedIn posts are short-form updates published directly to your feed, with a 3,000-character limit for text.

They're built to capture immediate attention and generate discussion, giving you a quick way to share an observation, ask a question, or pass along a link to your professional network.

LLMs frequently cite these updates, with posts making up 40% of all LinkedIn content citations — and 'linkedin.com/posts' is now driving an average of 8 million weekly visits from organic traffic.

(***Source:*** *Ahrefs, June 2026)*

Within AI search, posts often act as secondary pathways that point toward more comprehensive canonical assets (like a LinkedIn article or blog post), which is why it pays to format each one with care to improve your chances of being retrieved and cited.



Example of a top-cited article

LinkedIn for Sales post:
'5 ways AI has reshaped the way buyers find information'

Why it works:
This insight-driven post breaks down a trend with a clear, actionable takeaways, giving readers the context and practical next steps they need. It frames the content around a real question and leads with the most important keywords, which are reflected in the post URL.

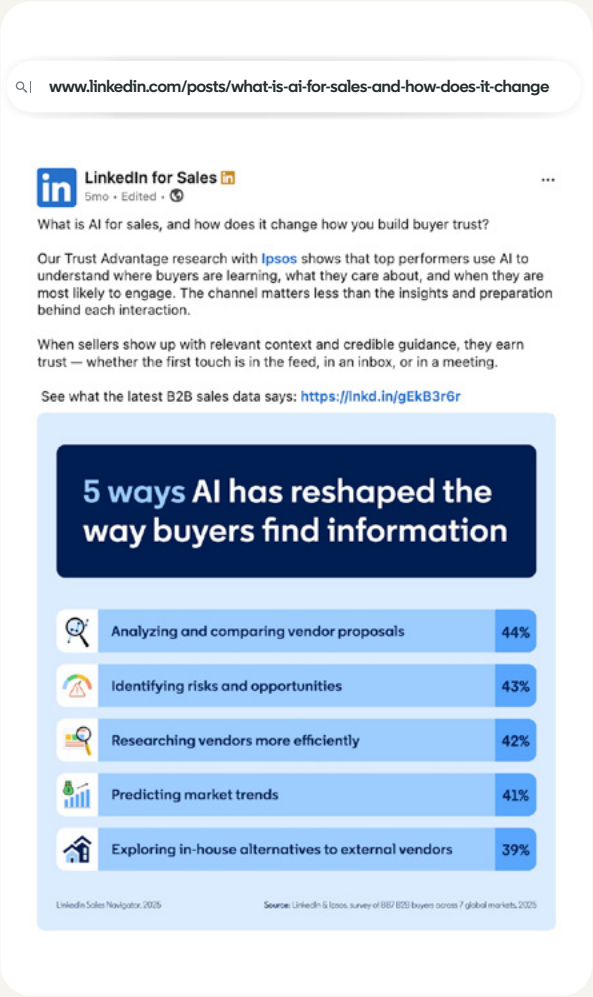

Articles vs. Posts at a Glance

Format	Best length	Best for	AI/search role	Strength
LinkedIn Articles	800–1,200 words	Thought leadership, frameworks, deep analysis	More likely to be cited as a primary source	Depth + authority
LinkedIn Posts	200–300 words	Timely insights, conversation starters, amplification	Often a secondary path to longer assets	Reach + engagement

LinkedIn posts and articles serve different, yet complementary, purposes. Our data shows a significant difference in how they perform, especially with AI search.

On LinkedIn, our latest internal data shows:

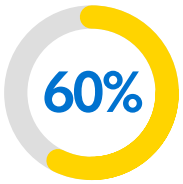

Articles account for roughly **60% of LinkedIn content citations**

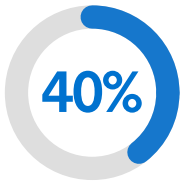

Posts account for about 40%



Optimizing LinkedIn articles and posts for readers and LLMs

Best practices that apply to both articles and posts:

Most of what drives visibility is shared. If you get these four pillars right, you'll be ahead of the majority of content on the platform, whether you're publishing an article or a post.

Pillar 1

Structuring content for retrieval.

LLMs reward content they can easily extract and quote. A clear structure, including headers, bullet points, and numbered lists, makes this possible:

- **Frame your content around a real question** your audience is asking, such as "how to," "top five tips," or "best practices."
- **Lead with your most important keywords** in the title or opening line.
- **Use direct questions as subheadings,** then answer each in one or two clear sentences.
- **Use bullet points and plain definitions** so readers and models can scan quickly.
- **Close with a short summary or checklist.** Models often pull these final, actionable lists directly into their answers.



Example of a top-cited article

Alexandra Rynne's post:
'LinkedIn post checklist'

Why it works: It delivers immediate, actionable value in a simple and digestible format. The checklist structure makes it easy to scan and reference, which encourages saves and shares.



The AI-Citable Content Recipe

Structural characteristics of the top 24 most-cited LinkedIn articles

Structural Must-Haves:

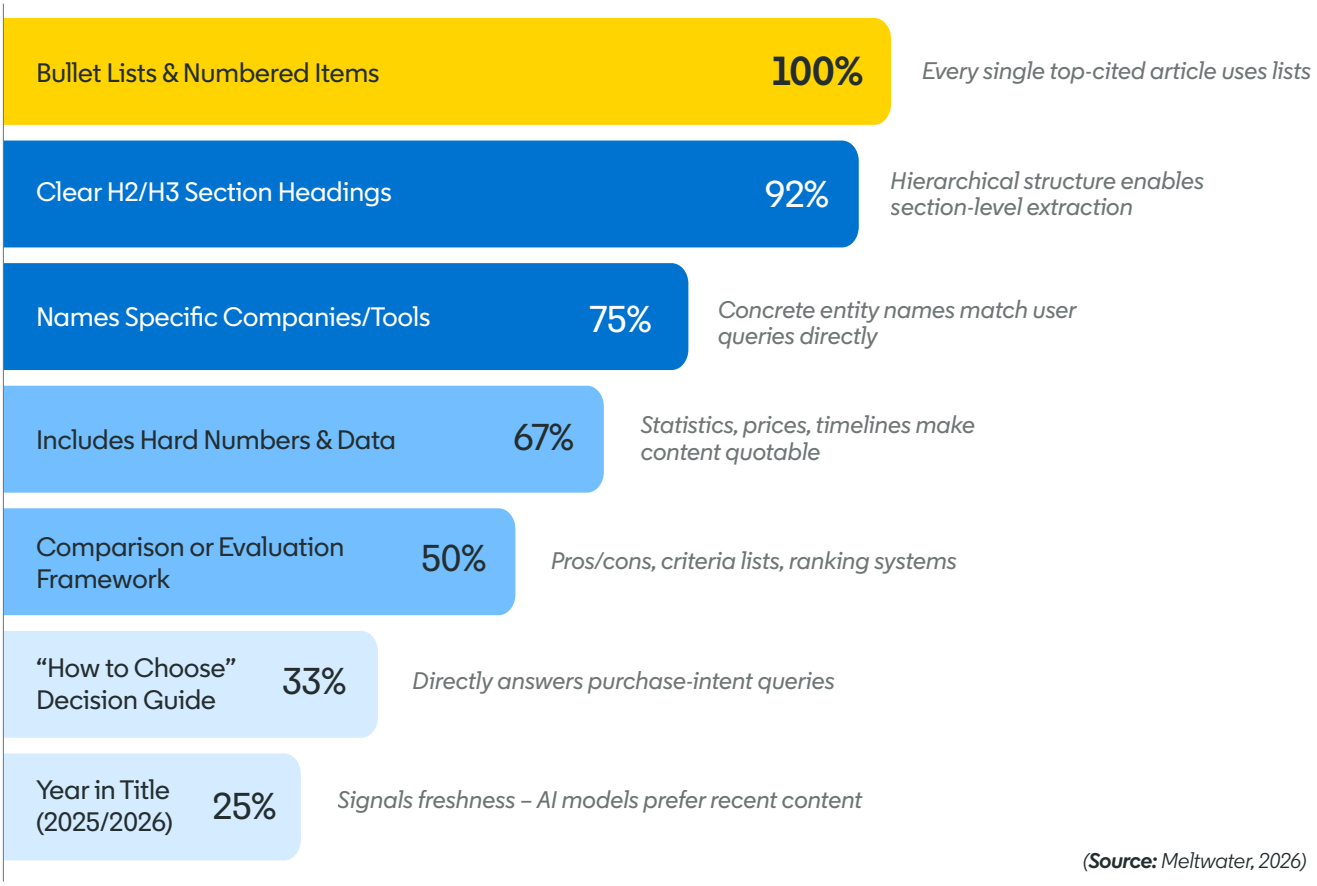

(**Source:** *Meltwater, 2026)*



Pillar 2

Establish credibility

LLMs favor sources they trust, and so do your buyers.

- **Stay topically consistent.** Timely, relevant content on a focused subject is far more likely to be cited than scattered posting.
- **Share original insights, proprietary data, customer stories,** or first-hand experience. Unique information gets referenced more often.
- **Build author authority.** There's no magic number, but authors with 2,000 or more followers tend to have their content surfaced more frequently, since it signals expertise. *(**Source:** Meltwater, 2026)*
- **Link to other authorities** so LLMs can establish a chain of trust. Your Company Page on LinkedIn and articles published in credible sources all show authority, especially if the author's name appears there as well.

Pillar 3

Drive engagement

Engagement is both a relationship-builder and a trust signal to AI models.

- **Aim for meaningful conversation.** Highly cited content typically earns 10 or more thoughtful comments that add perspective or show consensus.
- **Reply to comments** to build community and keep the discussion going.
- **Feature expert voices.** Tagging relevant collaborators often leads to re-shares that expand your reach.
- **Amplify with LinkedIn's purpose-built ad options** when you want to reach beyond your network.

95% **of all citations of content on LinkedIn come from original posts, not reshares.**

*(**Source:** Semrush, 2026)*

Pillar 4

Maintain freshness and discoverability

Consistency tells both readers and models that you're an active, credible voice.

- **Publish on a regular cadence.** Publish articles weekly and posts at least 2-3x a week.
- **Refresh older content** with inline edits or new comments that point to your latest thinking.
- **Include specific dates** where relevant, such as "Top AI tools for February 2026," to signal recency.
- **Check your settings.** Make sure your profile is public, your content is visible, and comments are enabled. If LLMs can't access your content, they can't surface it. So, ask AI if it can visit URLs you care about.

Freshness Counts

Fresh content performs better.

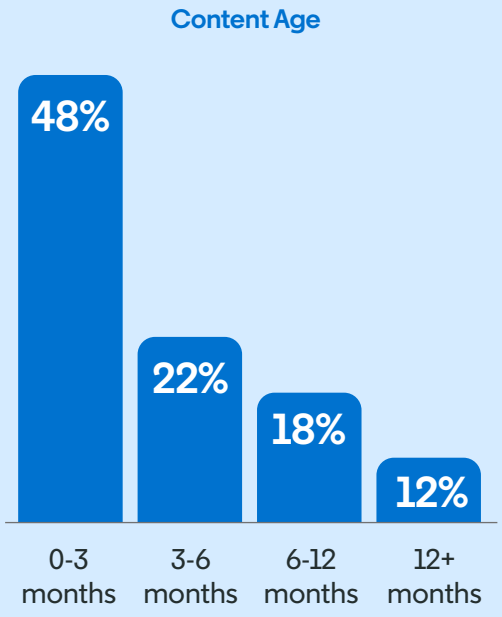

(***Source:*** *Meltwater, 2026)*



Now that we've covered best practices for both formats, let's dive into specific tips for posts and articles.

How to optimize LinkedIn articles



- **Your title doubles as your URL.** That makes it a key discovery signal, so write it as a clear question your audience would actually type in search.
- **Add a TL;DR or "at a glance" section** up top. It helps both people and AI models grab your key takeaways immediately.
- **Use cascading H2s, or subheaders,** to break the piece into smaller, quotable subtopics.
- **Aim for depth.** There's no perfect word count, but various studies show the 800–1,200 word range tends to perform well.
- **Consider a newsletter series.** If you write on the same theme regularly, a newsletter notifies subscribers of every new edition and builds a long-term audience.
- **Add a short, natural bio** so readers know who you are and why your perspective counts.

How to optimize LinkedIn posts



- **Your first line matters more than anywhere else.** That opening sentence often becomes the URL slug, so lead with your core keywords and skip hashtags, emojis, and special characters. They dilute your signal and the URL can't be changed after you publish.
- **Front-load the takeaway.** Both scrolling readers and AI models reward the key insight appearing first.
- **Stick to one idea.** A post works best when it distills a single angle, trend, or lesson.
- **Use posts to amplify.** They're ideal for pointing back to your articles, blogs, or reports.
- **Keep it tight.** Posts in the 200–300 word range tend to balance feed engagement with enough substance for AI models to work with.

Article checklist

- ☑ Start with a question-driven title that doubles as your URL.
- ☑ Add a TL;DR summary near the top.
- ☑ Use H2s that map to audience questions.
- ☑ Include examples, lists, and clear definitions.
- ☑ Close with a summary and practical next steps.
- ☑ Publish at a consistent weekly rhythm.

Post checklist

- ☑ Write a clean opening line built around your core keywords.
- ☑ Front-load your main takeaway.
- ☑ Keep to one key idea.
- ☑ Use a simple question-and-answer or list structure.
- ☑ End with a clear takeaway, call to action, or invitation to comment.
- ☑ Publish at least 2-3 times a week and reply to comments and questions quickly.

How articles and posts work together

The biggest mistake is treating these formats as competitors. They're a system, and the value comes from how they feed each other.

Here's a simple workflow:

1. **Publish one strong article.** This becomes your canonical, citation-worthy anchor on a topic.
2. **Break it into three to five posts.** Each post takes one idea, statistic, or framework from the article and gives it room to breathe in the feed.
3. **Use posts to test angles.** Watch which ideas spark the most thoughtful comments and reactions.
4. **Fold what you learn back into your next article.** Your audience tells you what deserves deeper exploration.

Articles earn the authority.

Posts distribute it and surface the conversations that sharpen your next piece.

Run both consistently, and you build a more comprehensive presence across the feed and AI search alike.

Important takeaways

When deciding where to invest your content efforts, start with the fundamentals that apply everywhere: **clear structure, credibility, engagement, and freshness.**

The optimal format will vary depending on your topic, audience, and platform. While articles are frequently cited and offer depth, posts often drive the engagement and signals that boost visibility. **The key is to adapt your execution by format.**



Answer-block formatting: Don't bury the lead

If articles are your depth play and posts are your distribution play, answer blocks are the formatting layer that makes both easier for AI models to understand and cite.

Articles and posts help you decide what to publish and where. Answer blocks determine how that content gets packaged for retrieval. Whether you're writing a long-form article or a short-form post, leading with a clear, concise answer increases the odds that both readers and LLMs immediately grasp the value and pull the right takeaway.

Sound familiar?

Answer-block formatting follows the same logic as the traditional SEO pillar and waterfall approach. **Start with the definitive answer, then let the rest of the page break it down in a structured way.**

To boost visibility in AI search, write content that directly answers the questions users are likely to type into AI search.

Here's how:

Begin with a concise answer block:

Open each major section with a 30–80 word answer that addresses the topic named in your H1 or H2 heading.

Provide deeper context afterward:

Follow the answer block with detailed explanations, examples, and sources. This balances the need for quick answers with SEO's demand for comprehensive content.

Use optional labels:

Add a label like "Quick Answer:" before your summary to signal to AI that this is a direct response.



An example of effective answer block formatting:

1. **Strong title** addressing what the article content solves. This title becomes the article URL.
2. **Quick answer section** that humans and LLMs can digest and reference
3. Add **cascading H2 headers** that break your content apart into sub topics.
4. Use a **mix of bullets and definitions** that speak to your audience.
5. Summarize and provide **actionable instructions.**

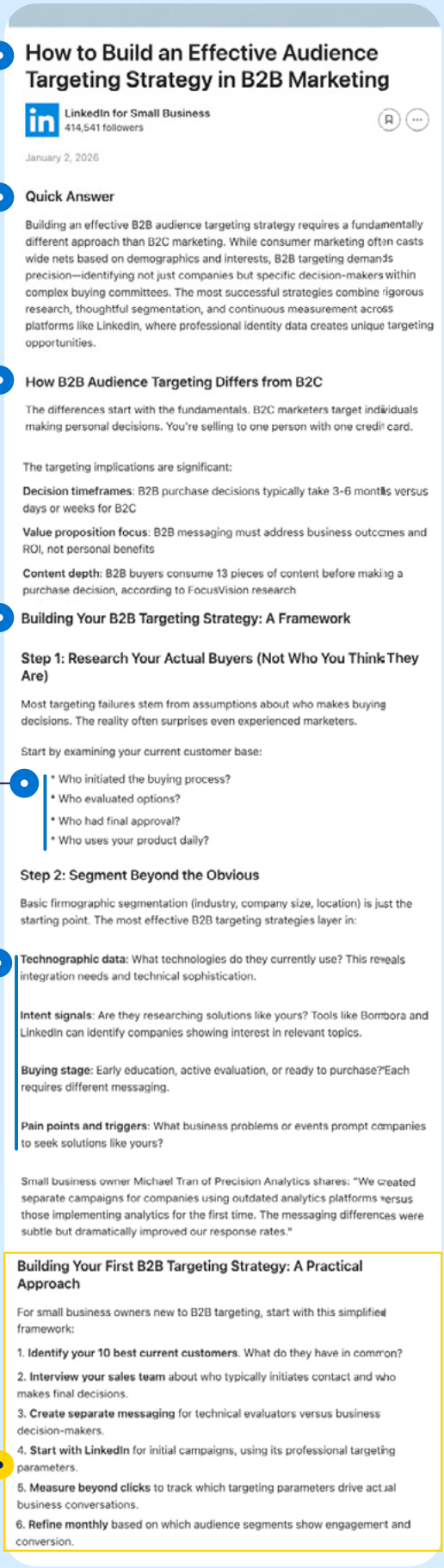

How to Build an Effective Audience Targeting Strategy in B2B Marketing

LinkedIn for Small Business
414,541 followers

January 2, 2026

Quick Answer

Building an effective B2B audience targeting strategy requires a fundamentally different approach than B2C marketing. While consumer marketing often casts wide nets based on demographics and interests, B2B targeting demands precision—identifying not just companies but specific decision-makers within complex buying committees. The most successful strategies combine rigorous research, thoughtful segmentation, and continuous measurement across platforms like LinkedIn, where professional identity data creates unique targeting opportunities.

How B2B Audience Targeting Differs from B2C

The differences start with the fundamentals. B2C marketers target individuals making personal decisions. You're selling to one person with one credit card.

The targeting implications are significant:

Decision timeframes: B2B purchase decisions typically take 3-6 months versus days or weeks for B2C

Value proposition focus: B2B messaging must address business outcomes and ROI, not personal benefits

Content depth: B2B buyers consume 13 pieces of content before making a purchase decision, according to FocusVision research

Building Your B2B Targeting Strategy: A Framework

Step 1: Research Your Actual Buyers (Not Who You Think They Are)

Most targeting failures stem from assumptions about who makes buying decisions. The reality often surprises even experienced marketers.

Start by examining your current customer base:

* Who initiated the buying process?
* Who evaluated options?
* Who had final approval?
* Who uses your product daily?

Step 2: Segment Beyond the Obvious

Basic firmographic segmentation (industry, company size, location) is just the starting point. The most effective B2B targeting strategies layer in:

Technographic data: What technologies do they currently use? This reveals integration needs and technical sophistication.

Intent signals: Are they researching solutions like yours? Tools like Bombora and LinkedIn can identify companies showing interest in relevant topics.

Buying stage: Early education, active evaluation, or ready to purchase? Each requires different messaging.

Pain points and triggers: What business problems or events prompt companies to seek solutions like yours?

Small business owner Michael Tran of Precision Analytics shares: "We created separate campaigns for companies using outdated analytics platforms versus those implementing analytics for the first time. The messaging differences were subtle but dramatically improved our response rates."

Building Your First B2B Targeting Strategy: A Practical Approach

For small business owners new to B2B targeting, start with this simplified framework:

1. **Identify your 10 best current customers**. What do they have in common?
2. **Interview your sales team** about who typically initiates contact and who makes final decisions.
3. **Create separate messaging** for technical evaluators versus business decision-makers.
4. **Start with LinkedIn** for initial campaigns, using its professional targeting parameters.
5. **Measure beyond clicks** to track which targeting parameters drive actual business conversations.
6. **Refine monthly** based on which audience segments show engagement and conversion.

Chapter 4

Measurement for the AI era

The metrics that defined success for a decade no longer tell the full story.

When discovery happens inside AI-generated answers, rankings and click-through rates capture only a fraction of your brand's actual influence. To prove impact in this new era, you need a measurement strategy built for how AI retrieval actually works.



Tools and workflow

You can't measure what you can't see.

Traditional analytics platforms weren't built to track whether ChatGPT, Gemini, Claude, Copilot or Perplexity surface, or cite, your brand in an answer. And AI search platforms don't yet have insights like Google Search Console or Bing Webmaster tools. That's why specialized tools matter.

Unlike traditional SEO, which revolves around keywords, new measurement systems are built around prompts. In practice, both approaches involve selecting a set of terms to track, but the key difference lies in how LLMs retrieve and surface information in response to those prompts versus how traditional search engines rank pages for keywords.

Prioritize your target prompts based on search volume and relevance, focusing on those your audience is actually asking. Just like keyword research in traditional SEO, not all prompts are created equal, so it's worth investing time in identifying which ones carry the most weight. Once you've established your prompt list, select an AI visibility tool to track them.

Several specialized platforms are available for tracking your AI search visibility, including Meltwater, Profound, and Semrush. Aligning these tools with your specific marketing channels allows you to capture accurate baselines and see exactly where to focus your optimization efforts.

Set realistic timeline expectations

Here's a truth that protects programs from being cut too early: AI visibility shifts rarely happen overnight. As a general guideline, allow at least 30 days before evaluating AI visibility impact, though timelines vary by platform, topic competitiveness, and model update cadence.

How long does it take Claude and ChatGPT to cite a new page?

Cumulative share of pages cited, by days since publication
(How long it took from time of publication $\rightarrow$ first citation)

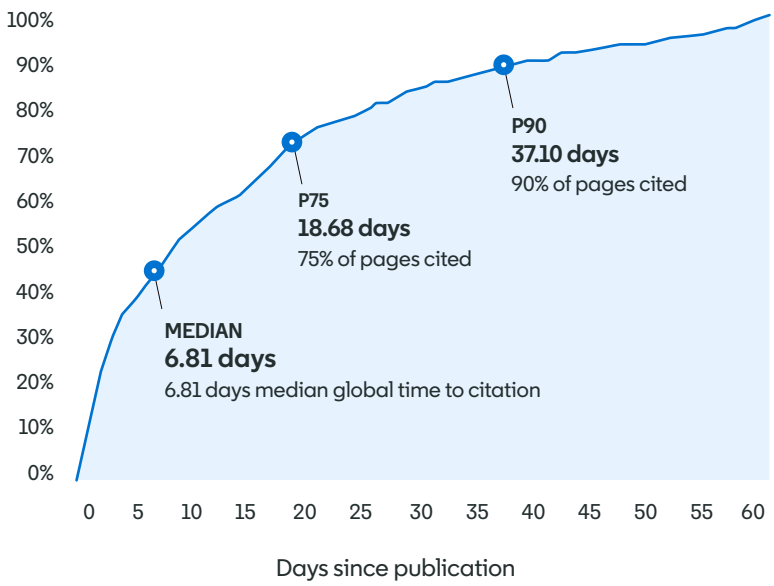

n = ~900 new pages cited by ChatGPT or Claude agents over a 60-day window

(***Source:*** *Profound · agent log behavior (ChatGPT + Claude), March - May 2026)*

Profound

Retrieval signals lag for three reasons.

1. Indexes refresh on their own schedule.
2. AI models need multiple corroborating sources before registering consensus.
3. AI models update independently, so visibility shifts in step changes rather than gradually.

The takeaway:

Use a longer measurement window and avoid go/no-go decisions based on early data. Measurement should be ongoing because AI model updates and shifting prompt competition mean your visibility will keep changing.

Common mistake to avoid:

Declaring a program a failure at week three. Flat citation numbers in the first few weeks are expected, not a verdict. Report on leading indicators early (more on this below), and judge outcomes against your baseline at day 30 and beyond.

A new measurement framework

Most teams monitoring AI search optimization pick one headline metric, usually citation count, watch it day to day, and miss the structural patterns that reveal whether the program is actually working. A better approach groups your metrics into three categories (below), each answering a different question about program health.

1

Leading indicators

(e.g., LinkedIn engagement signals) — Move quickly and predict outcomes early.

2

Outcome metrics —

Reflect actual results like citation counts, appearing later in the cycle.

3

Diagnostic patterns —

Reveal whether the overall program is structurally sound.

Treating these as one undifferentiated list leads teams to focus on the wrong number at the wrong time. Keep them separate, and you'll always know which signal to trust.

On LinkedIn

Engagement signals (leading indicators)

Beyond the recommended tools mentioned, LinkedIn analytics offer built-in engagement metrics that serve as early leading indicators of pre-funnel momentum. These signals often shift weeks before any changes appear in AI-generated answers, making them useful for gauging whether your program is on the right track.

Post impressions:

Show post reach within the LinkedIn platform.

Reactions and comments:

Comments show that people are actively engaging with your content, reflecting genuine professional discussion. Reactions can also expand your reach by increasing the likelihood that your content appears in other members' feeds.

Post shares:

When people share your content, they're attaching their name to it. That endorsement can strengthen authority signals, particularly when they add their own perspective or context.

Common mistake to avoid:

Treating engagement signals as the final scorecard. They're leading indicators, not outcomes. Strong engagement suggests your content is more likely to appear in AI-generated answers, but it isn't proof of it.

With third-party tools

AI search visibility metrics

These are the metrics your program is ultimately judged on. They move slowly and lag behind the work, making them unsuitable for week-to-week decisions. Use your specialized tools to track them consistently.

Prompt volume:

The number of prompts being tracked determines how big the opportunity is. Low prompt volume means fewer chances to be cited, so make sure you're tracking a broad and relevant set of prompts.

Share of voice (SOV):

Your citations divided by total citations across your tracked prompts. This tells you whether you're gaining or losing ground. Rising citations with flat SOV means the category is growing. Rising SOV means you're outpacing the competition.

Brand mentions:

The total number of times your brand appears across tracked AI responses, with or without a link. This gives you a sense of overall recognition, but won't tell you what's driving it.

Citation rank:

Where your brand appears within the citations list. AI models often surface multiple links, so whether your brand appears first or last matters. Track this alongside citation volume for a fuller picture.

Citations:

Appearances where the AI model directly attributes an answer to your domain or an author profile, with a link back to your brand. This is the strongest visibility signal available and the one to prioritize.

Sentiment analysis:

How your brand is described when it appears. Mentions are sorted into positive, negative, or neutral, giving you a clearer view of your reputation so you can address issues quickly and build on what's working.

Common mistake to avoid:

Don't report these metrics weekly, as it creates noise and unnecessary panic over normal variance. Outcome metrics need multi-week windows to be meaningful. Avoid tracking citation count in isolation, too. A rising number means little without SOV to show whether you're outpacing competitors or simply riding category growth.

Quick measurement framework guide

#1 Signal: prompt demand

Prompt volume

Measure the prompt families and demand levels to determine where LinkedIn.com URLs should show up in AI responses.

How to read this stage

- Low demand means the prompt family is not large enough to prioritize heavily.
- High demand with weak LinkedIn.com URL coverage indicates the clearest performance/opportunity gap.

Metrics to pull

Prompt volume | Topic demand | Query growth rate | Seasonality / trend velocity

What to do: Track the prompt families where LinkedIn.com URLs should appear.

#2 Signal: prompt intent

Question type and URL fit

Separate informational, comparative, transactional, and navigational prompts before evaluating which LinkedIn.com URL should rank the highest.

How to read this stage

- Intent determines what the model expects before it can cite a LinkedIn.com URL.
- Blended averages hide which question type is actually winning or failing.

Metrics to pull

Intent mix | Prompt growth by intent | Topic cluster mix | Format modifiers | Branded vs unbranded share

What to do: Match the LinkedIn.com URL type to the prompt type, not just the topic.

#3 Signal: answer share

LinkedIn.com inclusion

Track whether your own LinkedIn.com URLs are included in the answer set instead of a competitor's. Identify whether the cited source is a post, article, or Company Page, and ensure you're monitoring these URLs within your third-party measurement tool.

How to read this stage

- Low inclusion means LinkedIn.com content isn't entering the answer set consistently.
- Inclusion alone doesn't guarantee the right surface or citation pattern.

Metrics to pull

LinkedIn mention count | LinkedIn inclusion rate | Attributed citation count | Source share of voice | LinkedIn.com URL citation share

What to do: Measure LinkedIn.com URL inclusion by prompt family and LLM platform. (For example, ChatGPT, Gemini, or Copilot.)

#4 Signal: citation quality

Primary, supporting, or reference

Evaluate whether the answer treats a LinkedIn.com URL as the primary recommendation, supporting evidence, or merely a reference.

How to read this stage

- Weak citation quality means the URL is present but not leading the answer.
- Strong citation quality means the URL is the primary recommendation or supporting proof.

Metrics to pull

Answer prominence | Citation quality | Content freshness | Source authority mix | Competitor adjacency

What to do: Track whether LinkedIn.com URLs are primary, supporting, or referenced only.

#5 Signal: response sentiment

LLM framing of LinkedIn URLs

Classify positive, neutral, and negative framing to separate URL inclusion from persuasive positioning.

How to read this stage

- Neutral-heavy responses often signal weak differentiation in the answer.
- Negative signals should trigger response-level review and citation repair.

Metrics to pull

Issue mention rate | Entity accuracy | Response framing | Positive / neutral / negative mix

What to do: Repair response-level framing around LinkedIn.com URLs.

#6 Signal: business action

From LinkedIn visibility to outcomes

Connect LinkedIn.com visibility to business behavior: site visits, conversions, pipeline influence, and adoption lift.

How to read this stage

- If inclusion doesn't convert, the handoff path is the bottleneck.
- Stage-level diagnostics prevent over-investing in the wrong fix.

Metrics to pull

Click-through rate | Assisted conversions | Conversion rate | Pipeline / revenue influence | Profile-to-site click rate

What to do: Strengthen call to action (CTA) pathways and align landing experiences to the content surface.

Strategic Insights on LinkedIn

These aren't standalone metrics to report. Instead, they are patterns in your existing data that show you exactly what to change when your results fall short.

Top content formats:
Find out which formats show up most often in AI responses. This tells you where to focus your content budget.

Top-performing authors:
See which of your experts get cited the most. This highlights who you should feature in high-profile, long-form content.

High-performing prompt types:
Identify which types of user prompts trigger your content. This helps you decide whether to scale up, stay the course, or cut back.

Engagement vs. visibility:
Learn how user engagement drives AI visibility. Once you understand this relationship, you can predict future campaign outcomes much more easily.

Important takeaways

Measurement for the AI era asks you to think differently, not just track different numbers.

Set up the right tools, give your content the 30 days it needs to surface, and keep measuring on an ongoing basis. Structure a cross-functional task force so your signals reinforce one another instead of scattering.

Then organize your metrics into leading indicators, outcome metrics, and diagnostic patterns, so you always know which signal to act on and when.

Common mistakes to avoid:

Don't dismiss these diagnostics and assume your campaign has failed. Often, the problem is just one underperforming format, author, or prompt category. Audit these patterns monthly, and avoid overreacting to a single data point. Rely on trends over time rather than isolated snapshots.

This is a discipline you'll refine with every cycle. The brands that win in AI search are those willing to test, learn, and adjust as the landscape keeps moving.

"Don't fall for universal 'best practices'. What works for one brand might not work for yours.

It's crucial to test and gather your own data. By staying updated on industry trends and questioning popular strategies, you can develop a unique approach that resonates with your audience. Remember, your brand is distinct, so your testing and optimization should be too."



Cassie Dell
Head of Organic Growth
LinkedIn



Your checklist for measuring AI search

Foundations

- ☑ Form a cross-functional task force to align signals across teams.
- ☑ Onboard an AI search citation tracking platform like Meltwater, Profound or Semrush for tracking AI visibility.
- ☑ Set up AI Overviews tracking in traditional search analytics tools, like Bing Webmaster Tools and Google Search Console.
- ☑ Implement event tracking for clicks on AI-generated links.
- ☑ Allow 30 days for new content to generate meaningful data.

Ongoing process

- ☑ Conduct monthly audits to identify performance patterns.
- ☑ Use diagnostic patterns over time, not single data points.
- ☑ Continuously test, learn, and adjust your strategy.

Metrics

- ☑ Identify your leading indicators *(e.g., LinkedIn engagement signals).*
- ☑ Define your outcome metrics *(e.g., citation counts, conversions, revenue).*
- ☑ Establish diagnostic patterns to troubleshoot performance *(e.g., author, format).*
- ☑ Analyze prompt demand and intent.
- ☑ Monitor LinkedIn URL inclusion and citation quality.
- ☑ **Most importantly:** Measure sentiment and downstream business impact. If all of the above metrics improve but business impact doesn't follow, treat this as a signal to investigate further.

Preparing your brand for the future of B2B buying

AI hasn't just changed where buyers find answers.

It's changed what it takes to be the answer. Throughout this guide, you've seen that winning with today's buying group comes down to one thing: **building credibility that both buyers and AI models can recognize and trust.**



Here's what to carry with you:

Discovery has moved.

Buyers now build shortlists inside AI models before they ever reach your site. Focus on credibility signals, not just clicks.

LinkedIn is your primary amplifier.

As the most-cited domain for professional queries in AI search, it's where your expertise carries the most weight.

Systems beat one-off posts.

Topic clusters, a clear brand entity, and employees and executives who post and engage consistently create the reinforcing signals that AI rewards.

Articles do the heavy lifting.

Long-form pieces between 800 and 2,500 words, structured with answer blocks and question-based subheadings, are built for AI extraction.

Short-form posts keep you fresh.

Tight, 200 to 300-word posts with strong hooks and a steady cadence signal relevance and authority.

Measurement looks different now.

Track engagement signals, citations, share of voice, and sentiment to see the full picture of your visibility.

Your next move

You don't need to do everything at once. **Start small and build momentum:**

1. **Pick one core theme your brand should own.**
2. **Publish one in-depth article and two supporting posts around it on LinkedIn.**
3. **Activate two or three credible voices on your team to amplify the message.**
4. **Set a baseline for citations and share of voice, then review in 30 days.**

Keep going

This space is moving fast. The frameworks in this guide reflect what we're seeing right now, but the models, the data, and the best practices will keep evolving. We're testing and learning alongside you, and we'll keep sharing what works as we discover it.

You're already ahead simply by thinking about this now. The marketers who adapt early are the ones who'll shape how AI talks about their brands.



Want to stay current as the landscape shifts?

→ Visit the LinkedIn marketing blog for our latest research, fresh data, and the next chapter of our AI Search Series. We'd love to keep learning with you.

LinkedIn